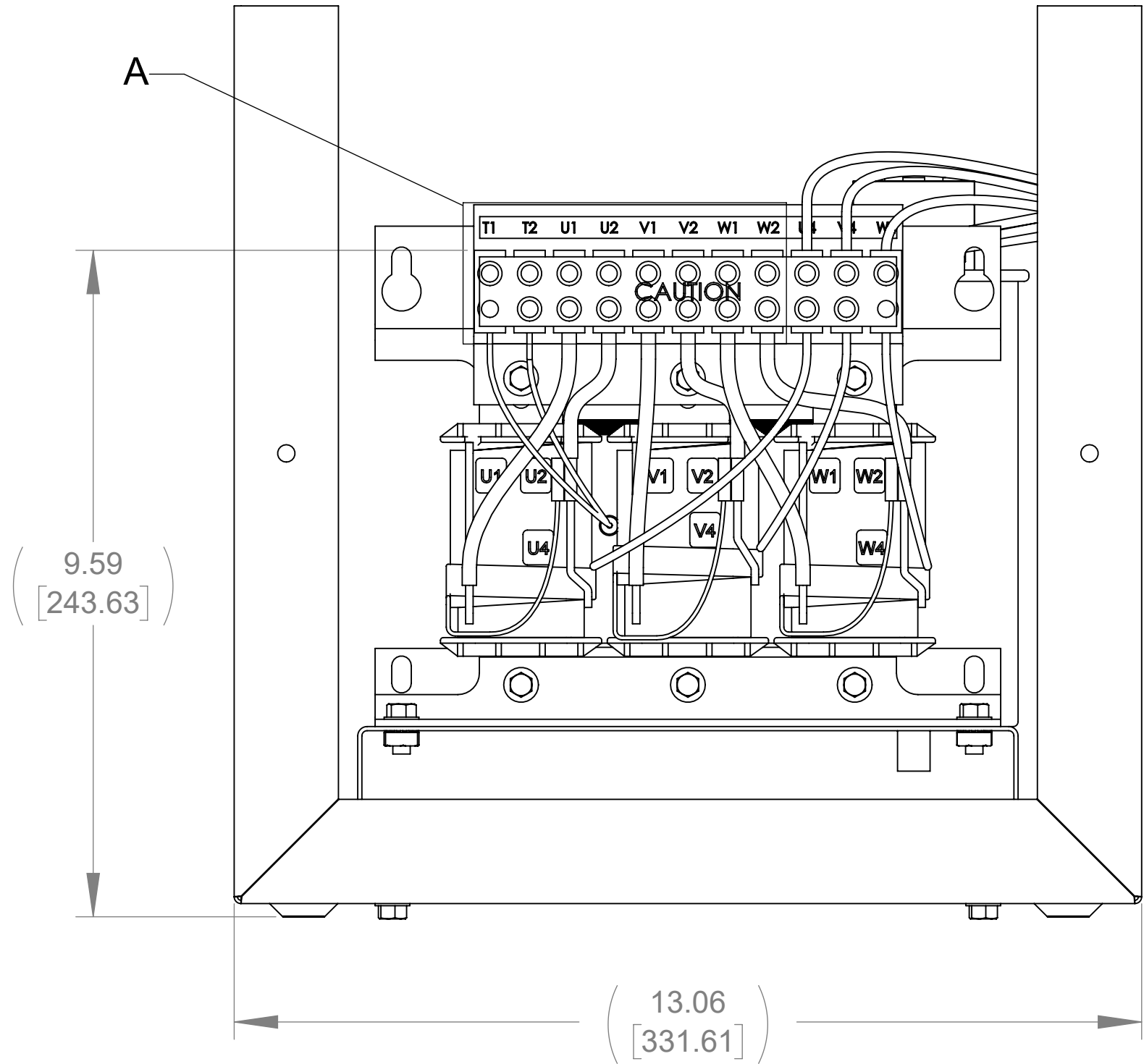



APPROX. WEIGHT
(LBS)
40



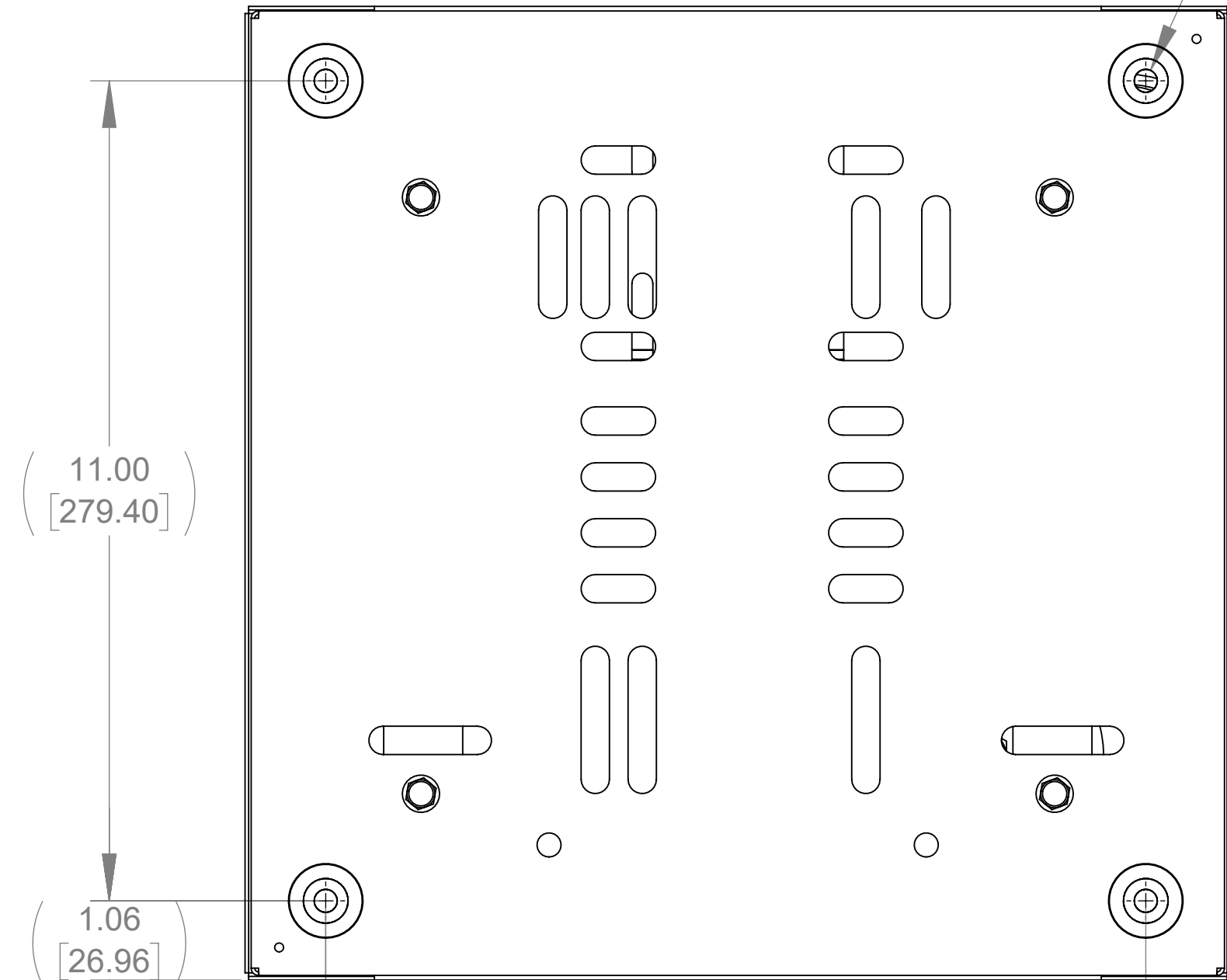
FRONT VIEW
(PANELS REMOVED)

13.16
[334.23]

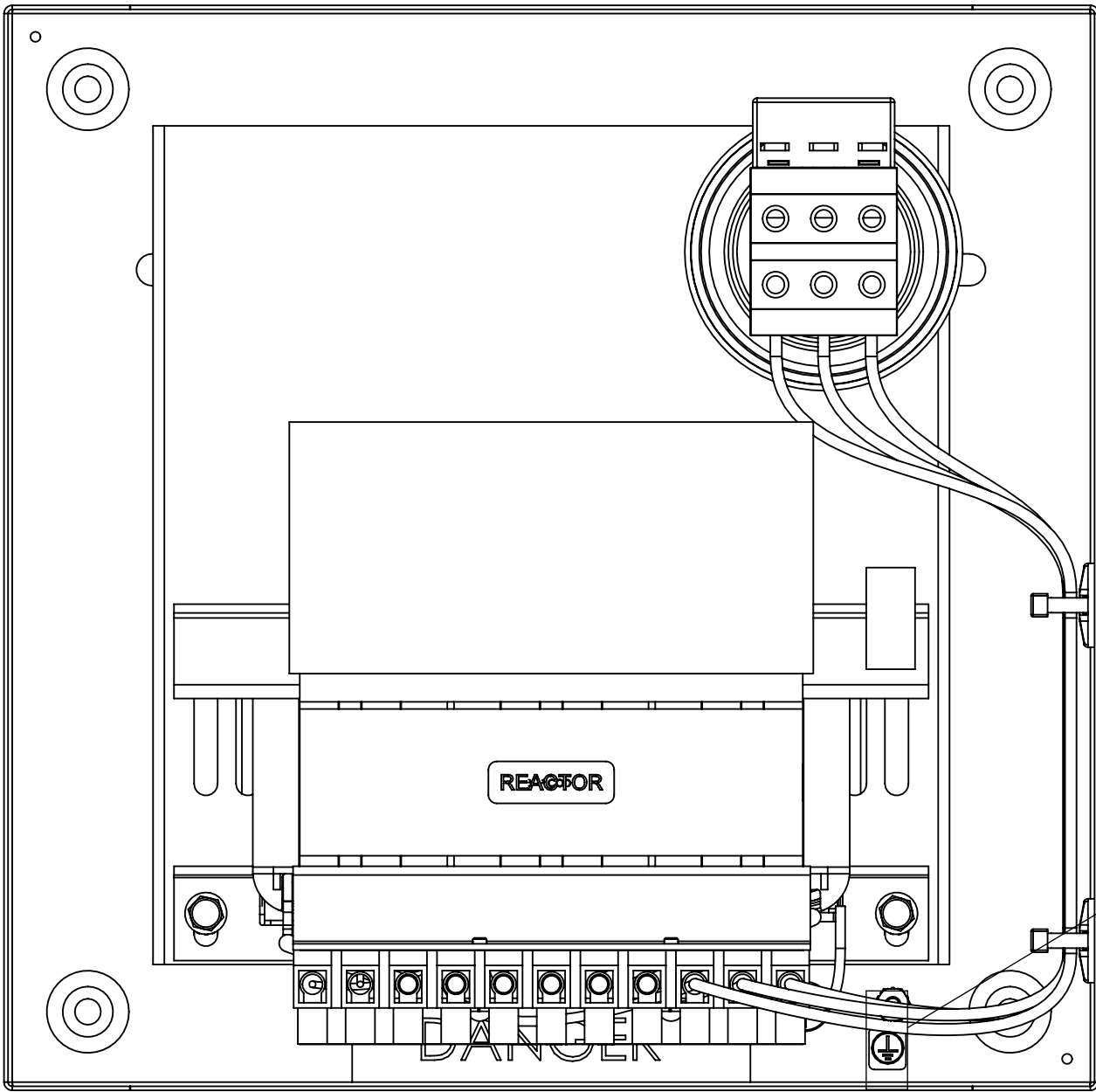


SIDE VIEW

Ø.31
[7.87]
4 PLACES



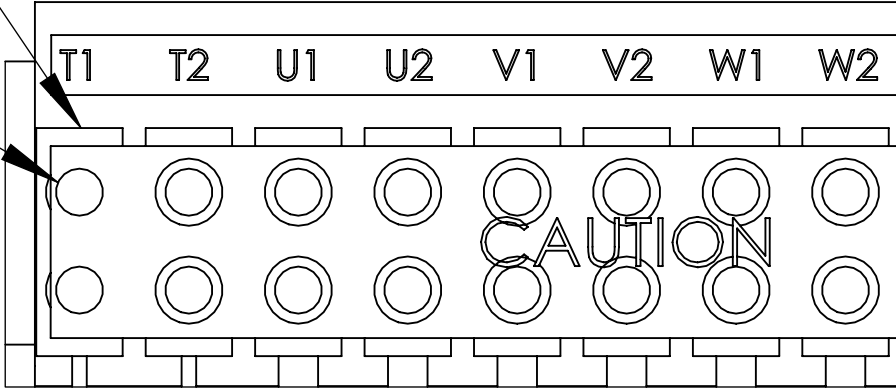
BOTTOM VIEW



TOP VIEW
(PANELS REMOVED)

SEE NOTE 2

SEE NOTE 1



DETAIL A
CUSTOMER CONNECTION
DETAIL VIEW

1/4-20 GROUND STUD



NOTES:

1. TIGHTEN TERMINAL BLOCK SCREWS TO 16 IN/LBS. TORQUE.
2. TERMINAL WIRE SIZE: 4-14 AWG.

THE COMPONENT, PART OR ASSEMBLY DESCRIBED IN THIS DOCUMENT MUST COMPLY WITH THE EU(EUROPEAN UNION) DIRECTIVE RoHS2		MATERIAL		CONFIDENTIAL AND PROPRIETARY INFORMATION THIS DOCUMENT CONTAINS CONFIDENTIAL AND PROPRIETARY INFORMATION OF MTE CORPORATION AND MAY NOT BE USED, COPIED OR DISCLOSED TO OTHERS EXCEPT WITH THE AUTHORIZED WRITTEN PERMISSION OF MTE CORPORATION	
CONTAINS <0.1% OF ANY SVHC BY WEIGHT PER REACH REGULATION				DESCRIPTION	
UNLESS OTHERWISE SPECIFIED DIMENSIONS ARE IN INCHES [MM] TOLERANCES ARE: ANGLES: ± 1 ° 1 PLACE .X: ± .1 [2.5] 2 PLACE .XX: ± .03 [0.76] 3 PLACE .XXX: ± .010 [0.254]		MTE POWER QUALITY. SOLVED. N83 W13330 Leon Road Menomonee Falls, WI 53051 USA 800.455-4683 262.253.8200		SWG 17A 600V 2-8kHz FILTER, NEMA 1/2 ENCL	
		DRAWN WF	DATE 07/27/18	SIZE D	DWG No. CD SWGG0017E
		CHECKED WF	DATE 08/21/18	REV 00	
		APPROVED TL	DATE 10/09/18	SCALE 1:2	SHEET 1 OF 1