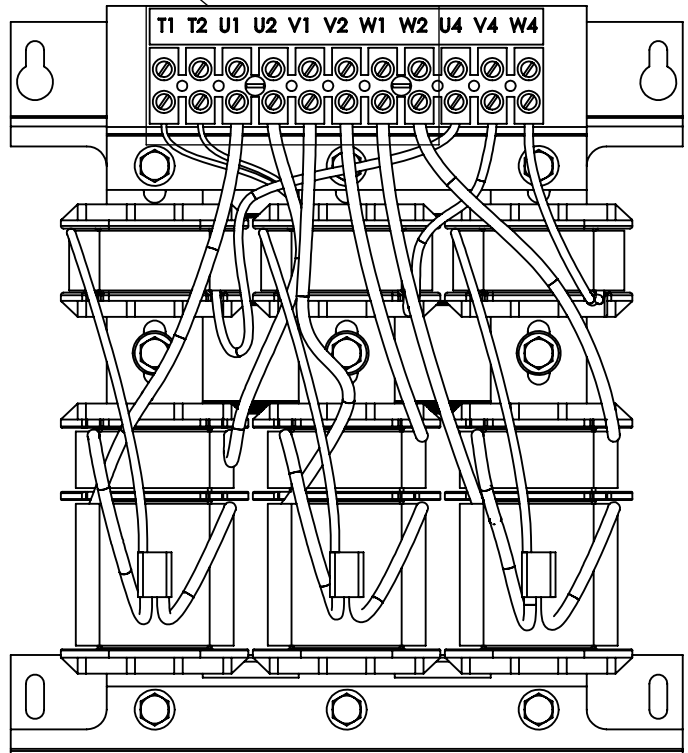
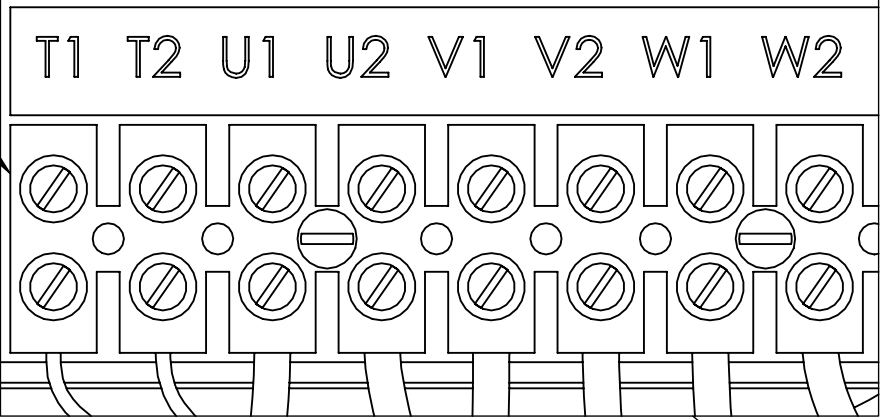
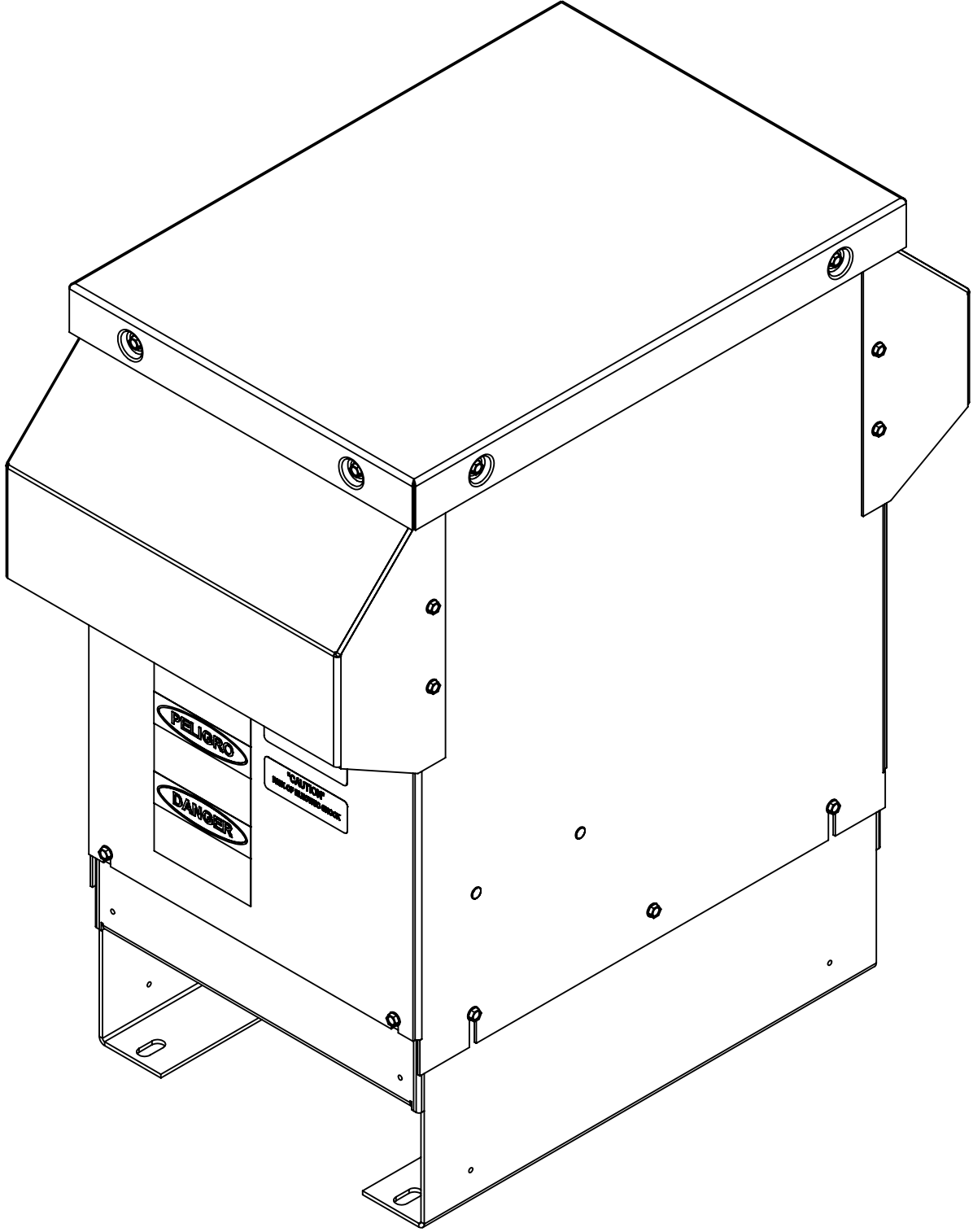


ECO No	DESCRIPTION	REV BY	DATE
M9054	UPDATE TO CURRENT DRAWING STANDARDS	MN	03/21/14



CUSTOMER CONNECTION
DETAIL VIEW AT REACTOR

NOTES:

1. TERMINAL SCREW TIGHTENING TORQUE: 16 IN/LBS, MAX.
2. WIRE RANGE: 4-14 AWG.
3. CUSTOMER DOES NOT CONNECT TO U4, V4, & W4 LOCATED ON THE REACTOR TERMINAL BLOCK.

THE COMPONENT, PART OR ASSEMBLY DESCRIBED IN THIS DOCUMENT MUST COMPLY WITH THE EU(EUROPEAN UNION) DIRECTIVE RoHS2		MATERIAL		CONFIDENTIAL AND PROPRIETARY INFORMATION THIS DOCUMENT CONTAINS CONFIDENTIAL AND PROPRIETARY INFORMATION OF MTE CORPORATION AND MAY NOT BE USED, COPIED OR DISCLOSED TO OTHERS EXCEPT WITH THE AUTHORIZED WRITTEN PERMISSION OF MTE CORPORATION	
CONTAINS <0.1% OF ANY SVHC BY WEIGHT PER REACH REGULATION				DESCRIPTION	
UNLESS OTHERWISE SPECIFIED DIMENSIONS ARE IN INCHES [MM] TOLERANCES ARE: ANGLES: ± 1 ° 1 PLACE .X: ± .1 [2.5] 2 PLACE .XX: ± .03 [0.76] 3 PLACE .XXX: ± .010 [0.254]		MTE AN BL POWER ELECTRONICS COMPANY N83 W13330 Leon Road Menomonee Falls, WI 53051 USA 800.455.4683 262.253.8200		MATRIX AP 27A 480V 60HZ FILTER, NEMA 3R ENCLOSURE	
		DRAWN JP	DATE 05/03/12	SIZE D	DWG No. CD MAPW0027D
		CHECKED RH	DATE 03/24/14	REV 01	
		APPROVED RH	DATE 03/24/14	SCALE 1:3	SHEET 1 OF 1